

MERSEYSIDE FIRE AND RESCUE AUTHORITY

PERFORMANCE REPORT TO THE PERFORMANCE AND SCRUTINY COMMITTEE

21 MAY 2015

SUBJECT: LIVERPOOL DISTRICT UPDATE REPORT 2014-15

REPORT NUMBER: CFO/040/15

APPENDICES:

- APPENDIX A1: LIVERPOOL SAFEGUARDING ADULTS BOARD STRUCTURE**
- APPENDIX A2: CITYSAFE STRUCTURE**
- APPENDIX B: HFSC DATA**
- APPENDIX C: LIVERPOOL COMMUNITY SAFETY PLAN EIA**
- APPENDIX D: DELIBERATE ACTION PLAN**
- APPENDIX E: INTERNATIONAL OLYMPIC COMMITTEE CASE STUDY**

REPORTING OFFICER: DEPUTY CHIEF FIRE OFFICER

RESPONSIBLE OFFICER: GM BEN RYDER – LIVERPOOL DISTRICT MANAGER

OFFICERS CONSULTED:

- JOHN FIELDING – BUSINESS INTELLIGENCE MANAGER**
- ROBERT HANSON – BUSINESS INTELLIGENCE ANALYST**
- SM PAUL KAY**
- SM GARY MARSDEN**
- MIKE BURATTI – DISTRICT PREVENTION MANAGER**

Purpose of Report

1. To request that Members review the performance of the Liverpool District against the objectives set within the Liverpool Community Safety Plan for 2014/15.




Introduction and Background

2. This report summarises the key areas detailed within the accompanying presentation, which highlights the outcomes in relation to District Performance within Liverpool.

3. Liverpool District Teams are involved in a number of partnerships (detailed within Appendix A), working to reduce risks and support the work of the local and strategic partnerships.
4. The District Manager represents the Service on a number of key strategic boards and is a member of the Community Safety Partnership (Citysafe); the DCFO represents MFRA at the Health and Wellbeing Board (H&WB).
5. The District has developed a successful partnership approach to the Community Safety Plan ensuring that there is synergy with CitySafe and H&WB priorities.

Outcomes

6. During 2014/15 the District achieved improvements in performance across the following areas:

-  Below Target
-  0 - 15% Above Target
-  >15% Above Target





































CUMULATIVE	April - March							
	Accidental Dwelling Fire (E&D 1&2)	Non Domestic Property Fire	Other Property Fire	Deliberate Vehicle Fire	Deliberate Secondary Fire (E&D 3)	Road Traffic Collision (E&D 4)	Kitchen Fire In ADF (E&D2)	
District								
Liverpool								294
Wirral								153
Sefton								125
Knowsley								60
St Helens								84
Merseyside Wide								716

Figure 1 – District Performance 2014/15

Note: Some stations targets do not add up to district score, this is due to rounding of figures in target calculations

CUMULATIVE	April - March													
	ADF Target	Accidental Dwelling Fire (E&D 1&2)	Kitchen Fire In ADF (E&D 2)	Non Domestic Property Fire Target	Non Domestic Property Fire	Deliberate Non Domestic Property Fires	Other Property Fire Target	Other Property Fire	Deliberate Vehicle Fire Target	Deliberate Vehicle Fire	Deliberate Secondary Fire Target	Deliberate Secondary Fire (E&D 3)	Road Traffic collision Target	Road Traffic Collision (E&D 4)
Achieving Anticipated Target														
Missing Anticipated Target														
LIVERPOOL	483	413	294	184	181	64	422	246	266	220	2302	1727	187	230
10 - KIRKDALE	61	51	38	22	18	3	65	44	30	29	274	249	19	24
11 - LIVERPOOL CITY	31	27	18	54	48	7	19	16	11	6	122	87	15	16
12 - KENSINGTON	65	64	48	20	15	3	66	44	30	36	308	247	13	24
13 - ALLERTON	36	40	29	10	4	1	17	14	9	10	65	57	18	23
14 - SPEKE	34	24	14	12	14	1	51	21	38	29	248	154	23	28
15 - TOXTETH	62	40	27	11	8	2	35	26	26	21	214	164	14	19
16 - OLD SWAN	78	62	41	15	15	7	54	33	36	23	332	271	30	33
17 - BELLE VALE	34	26	20	5	8	2	23	11	16	8	158	124	14	14
18 - AINTREE	36	31	20	30	45	36	36	18	31	28	196	130	16	17
19 - CROXTETH	48	48	39	6	6	2	54	19	39	30	385	244	27	32

Figure 2 – Station Performance 2014/15

7. Accidental dwelling and secondary fires are areas in which Liverpool has performed significantly well. Paragraphs 26 and 27 detail how we plan to build upon the initiatives in 2015/16.
8. Road Safety has been identified as an area requiring improvement and the initiative to address this is detailed in Paragraphs 28 and 29.

Incidents in Liverpool

9. The graphs and charts depicted below provide a detailed analysis of incidents attended within Liverpool during 2014/15.

Incident Type	2013/14	2014/15	Change	% Change
AFA - Other	774	972	198	25.6%
Special Service - RTC	187	204	17	9.1%
Deliberate Vehicle Fire	200	206	6	3.0%
False Alarm Good Intent	517	526	9	1.7%
Special Service	888	895	7	0.8%
Non Domestic Property Fire	168	167	-1	-0.6%
Malicious False Alarm	118	102	-16	-13.6%
Accidental Dwelling Fire	449	387	-62	-13.8%
Other Property Fire	279	228	-51	-18.3%
Deliberate Secondary Fire	1990	1588	-402	-20.2%
Other Secondary Fire	192	140	-52	-27.1%
AFA - Non Domestic	437	315	-122	-27.9%
Grand Total	6199	5730	-469	-7.6%

Figure 3 – Incident Type 2014/15

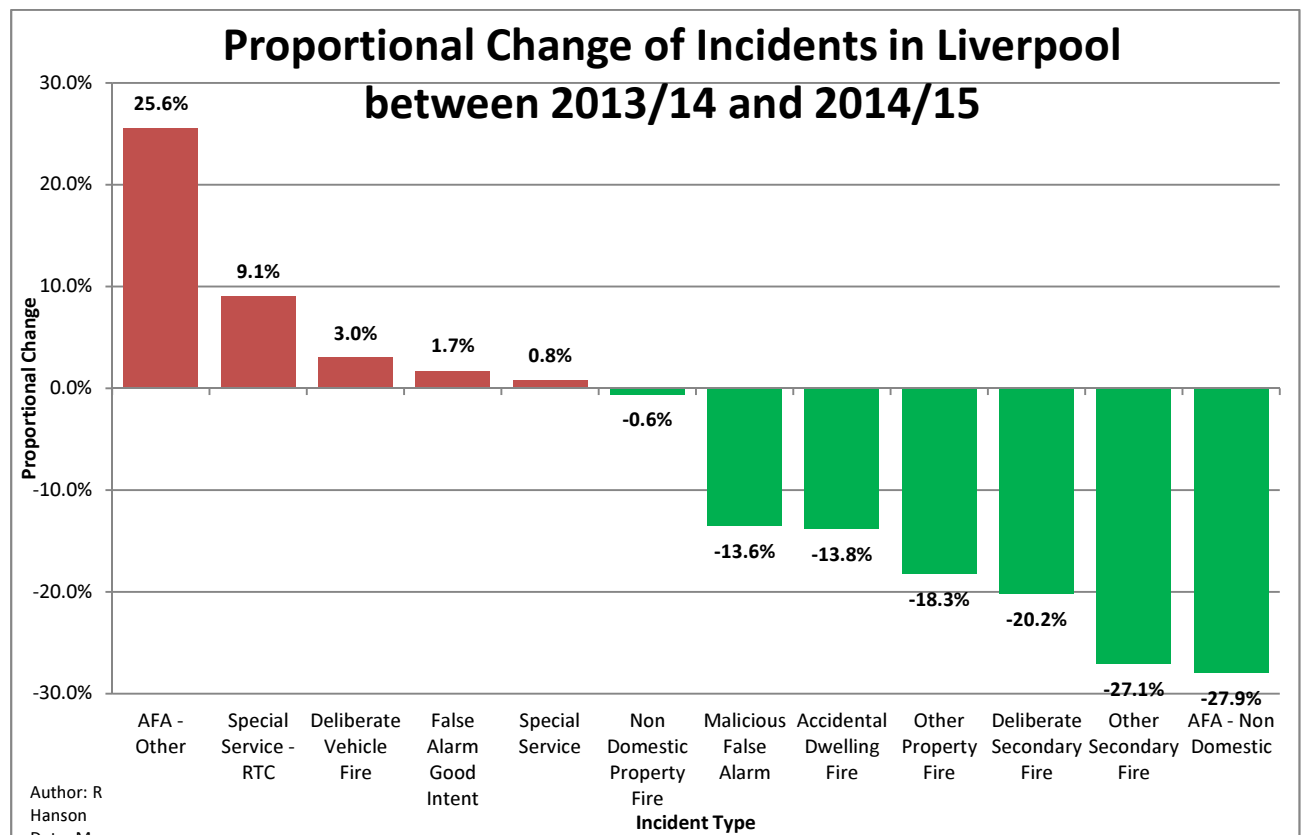


Figure 4 – Proportional Change 2014/15

Total Time Spent on Prevention and Protection Activities during 2014/15 by Station

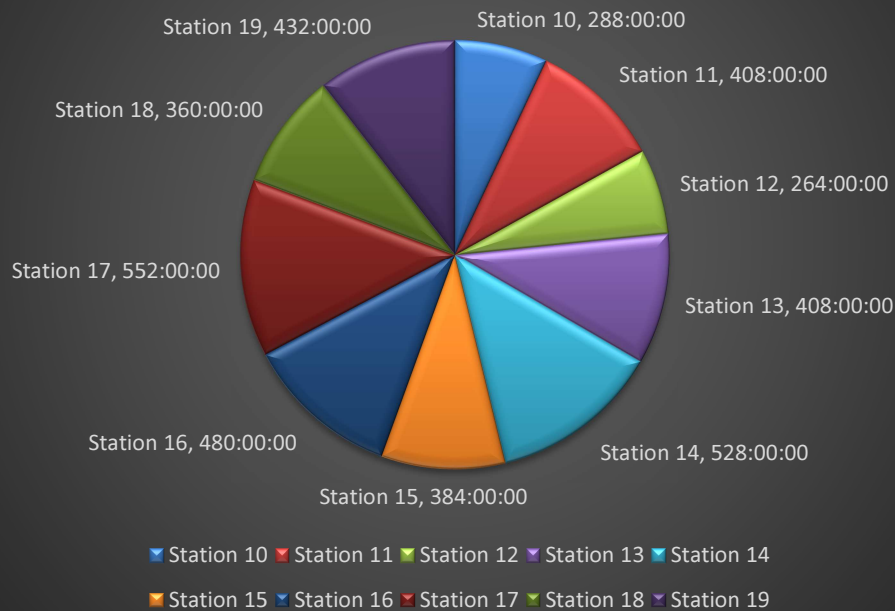


Figure 5 – Time spent on P&P Activities 2014/15

10. Stations' compliance with the work routine is an area that has been identified as needing improvement in 2015/16 and is a priority work stream for Station and Watch Managers.

Outputs

11. In total Liverpool District completed 12,786 HFSCs in 2014/15. Assets are used flexibly across Liverpool in order to assist Stations that have challenging demographics.
12. Each station within Liverpool District also focussed their attention on the previous months Accidental Dwelling Fire (ADF) activity and utilised 12 month historical data. Intelligence is shared amongst partners delivering high performance and a significant reduction in ADF's across the district.
13. Liverpool District completed;
 - 3532 High Risk Referrals
 - 5856 Medium Risk Referrals
 - 3392 Low Risk Referrals (224 additional referrals left blank)
14. Appendix B demonstrates in more detail, the success of the campaigns and targeted approach by Liverpool Stations.

Prevention Activity

15. The Liverpool Prevention Team completed the following interventions from 01/04/2014 to 31/03/2015:
 - HFSCs completed by Prevention Team - 1529
 - Hate Crime Fire Risk Assessments/Target Hardening - 458
 - FACE (Fire Awareness Child Education) Visits - 26
 - Fly Tipping and Skip Reports – 730
16. Fly Tipping and Skip reports focus on aspects of fly tipping, rubbish accumulation, unsecured properties, full skips etc. The aim is to seek to remove the risk and reduce the impact of Anti-Social Behaviour (ASB) Fires and potentially more serious cases of arson.

Protection Activity

17. Liverpool District fire protection departments based at City Centre covering the North and Belle Vale in the South of the District completed 752 audits for the reporting period. The outcomes to these audits resulted in generating relative risk ratings as follows:
 - 9% - (66) High with a two year inspection frequency.
 - 63% - (476) Medium with a three year inspection frequency.
 - 28% - (210) Low and Very Low with a sample frequency.
18. The majority of contraventions were resolved by agreement with the Responsible Person (as defined in the Regulatory Reform (Fire Safety) Order 2005. Where fire safety deficiencies were more serious 24 Prohibition Notices and Enforcement Notices were served.
19. The department also has had 1 successful prosecution and 5 pending.
20. Continued joint working and partnership working with Liverpool City Council Environmental Health and Trading Standards and Licensing.
21. Continued co-ordination with Prevention, Arson Advocates and operational crews in the completion of SSRI's. Targeting of premises for Unwanted Fire Signals – Sheltered accommodation.
22. 2014/15 saw the coming into force of two new regulations; Petroleum (Consolidation) Regulations 2014 and the Explosives Regulations 2014. Both pieces of legislation have had an impact on Community Fire Protection. Fireworks enforcement has been restructured to be delivered by the department.
23. 39 petrol filling stations are inspected with a risk based approach. The majority of which have now been issued with a Petroleum Storage Certificate due to the end of the licensing regime. Two improvement notices have been served along with 1 prohibition with prosecution pending.

24. Explosives – There have been 45 firework related inspections with 1 potential prosecution.

Plans for 2015/16

25. The full MF&RA Liverpool Community Safety Plan can be found on the Authority's Website www.merseyfire.gov.uk under "Response – Community Fire Stations – Liverpool – Liverpool District and Station Plans".

Incident Activity Campaign

26. Operational crews within each station area of Liverpool District have focussed on the most vulnerable people in the most socially deprived areas. Each Tuesday and Thursday operational appliances are mobilised to Kensington and Old Swan to carry out HFSCs. Each station has also been directed to focus their own efforts on areas that have seen Accidental Dwelling Fires (ADF's) the previous month and hot spot areas from 12 month historical data. The targeted approach has seen a significant reduction in ADF's across the district.
27. In 2015/16 Liverpool will introduce the HFSC+ whereby crews will work closely with LCC Street scene and ensure all combustible materials are removed from back yards/gardens and alleyways with the aim of further reducing ADF's and ASB fires in domestic dwellings.

RTC Initiative

28. Liverpool Management team have formed a close working relationship with Merseyside Police (MERPOL) and Liverpool City Council (LCC) to ensure an effective and efficient approach to delivering road safety to young people in schools across the district. A training day was held at Belle Vale Community Fire station and each organisation delivered their respective presentation.
29. LCC will now work with MERPOL and MFRS to populate the calendar and ensure the schools most at risk from collisions involving other cars and young people are visited. A SMART approach has also been implemented ensuring that when older children are undertaking exams primary school children are visited. Strong relationships will be built with local schools via the Liverpool Association Secondary Heads (LASH) and the agencies involved with the aim to improve road safety education.

Police & Fire Command Monthly Command Meetings

30. The Liverpool District Management Team (LDMT) conducted a comprehensive consultation process working with our partners at strategic, tactical and operational levels to develop our district community safety delivery plan.
31. As a result of the consultation process the LDMT will in 2015/16 conduct monthly community threat assessment meetings with colleagues from

Merseyside Police Liverpool Basic Command Unit (BCU) in order to improve community cohesion and resilience.

32. These meetings have further developed the relationship and synergy between the two Services and will enhance community cohesion and resilience in Liverpool.

Equality and Diversity Implications

33. There are no Equality and Diversity implications specifically outlined within this report. See Appendix 'C' for the 2015/16 Community Safety Plan EIA.

Staff Implications

34. There are no staffing implications contained within this report. The LDMT will however be working to improve in specifically identified areas against the staff survey.

Legal Implications

35. There have been several changes in legislation that will affect MFRA's communities. The first being the Care Act 2015 which has resulted in significant organisational resource being committed to the Safeguarding Adult Board/Arena; see appendix 'A'.
36. The second area of statute change is amendments to Anti-Social Behaviour legislation. The District Manager is the chair of the Citysafe ASB Strategy Group and has worked with key stakeholders to develop a Vulnerable Victims Joint Agency Group (VVJAG) and community trigger panel; see appendix 'A'.
37. Other legislative changes are described in paragraphs 22 and 23 above relating to Explosives and Petroleum.

Financial Implications & Value for Money

38. There are no financial implications contained within this report.

Risk Management, Health & Safety, and Environmental Implications

39. There are no risk management, health & safety and environmental issues contained within this report.

Contribution to Our Mission: *Safer Stronger Communities – Safe Effective Firefighters*

40. Performance in Liverpool is contributing directly to our Mission. The District Teams will continue to strive for improvement in the delivery of the Community Safety District Plan for 2014/2015 and, with the continued collaboration with partners, improve outcomes for the communities of Liverpool.
41. The Authority's contribution towards creating safer, stronger communities, was

recently recognised by the International Olympic Committee. (Case Study attached at Appendix E).

42. **Safeguarding & Vulnerable People**

The District Manager has worked extensively with the Strategic Families Group, Safeguarding Children & Adults Boards and the function prevention team in order to develop the Pre-EHAT and Multi-Agency Safeguarding Hub concepts.

43. **Operational Response – HVP**

One High Volume Pump (HVP) has been provided through National Resilience for use by Merseyside Fire and Rescue Service, and is currently based at Station 17 Belle Vale. It consists of one combined pump/hose module and one hose module and is available for local, regional and national deployment.

The location of the HVP sets was based on a national risk assessment methodology that satisfied the findings of the comprehensive socio-economic impact analysis on flooding. The key areas of the risk assessment were:

- Location and extent of Dam Inundation flood areas.
- Location and extent of known Flood Plain areas and Extreme Flood Plain areas.
- Location of human population, strategic sites, utilities and transport infrastructure.

44. **Operational Response – CSU**

The Command Support Unit (Formerly the Incident Management Unit) is a mobile asset for use at incidents of four appliances (including its own Support Pump) or more. It is currently alternately crewed at Station 15, with M15P1 being mobilised as Support Appliance in the event of the CSU being mobilised.

The CSU is designed to act as a mobile Command Centre covering Mainscheme, Incident and Command Communications and commensurate Operational and Functional activities at a large scale incident. It also carries two Computer terminals which have access to MFRS Intranet, and external Internet sites. It has the facility for video conferencing between TCG (Silver) and SCG (Gold). The CSU has toughbooks which can be linked to the on-board computers for the purpose of setting up an instant video and verbal communications “Mesh” which has an extendable area through use of the nodes on board, and additional portable nodes.

45. **Collaborative Operations (JESIP)**

The recent multi-agency response to the Occupy Liverpool incident in Castle Street has further evidenced the strong relationships within the District. The contribution of MFRS during Operation Toledo (see appendix ‘D’) significantly contributed to the safe and effective management of a politically and media sensitive incident.

Recommendation

46. That Members;

Scrutinise performance in relation to the Liverpool District Stations, and Protection and Prevention Teams delivery against the Liverpool District Community Safety Plan.

BACKGROUND PAPERS

GLOSSARY OF TERMS

LDMT	Liverpool District Management Team
DCFO	Deputy Chief Fire Officer
MFRA/S	Merseyside Fire & Rescue Service/Authority
H&WB	Health & Wellbeing Board
AFA	Automatic Fire Alarm
RTC	Road Traffic Collision
P&P	Prevention & Protection
FACE	Fire Awareness Child Education
ASB	Anti-Social Behaviour
LCC	Liverpool City Council
BCU	Basic Command Unit
MERPOL	Merseyside Police
SMART	Specific Measurable Achievable Realistic Time-bound
LASH	Liverpool Association Secondary Heads
VVJAG	Vulnerable Victim Joint Agency Group
ADF	Accidental Dwelling Fire
CSU	Command Support Unit
EHAT	Early Health Assessment Tool
HFSC	Home Fire Safety Check
HVP	High Volume Pump
SCG	Strategic Co-ordinating Group
TCG	Tactical Co-ordinating Group
EIA	Equality Impact Assessment